

Department : Department of Trade and Industry (DTI)
 Agency/Entity : Technical Education and Skills Development Authority
 Region : ALL
 Division : ALL
 Operating Unit : ALL
 Organization Code : ALL
 (e.g. UAC's Fund Cluster: 01-Regular Agency/Fund; 02-Foreign Assisted Project Fund; 03-Special Account/Locally Funded/Domestic Grants Fund; and 04-Special Account-Foreign Assisted-Foreign Grants Fund)

STATEMENT OF APPROPRIATIONS, ALLOTMENTS, OBLIGATIONS, DISBURSEMENTS AND BALANCES
 As at the Quarter Ending June 30, 2020

X
 Current Year Appropriations
 Supplemental Appropriations
 Contingent Appropriations

Particulars	UAC's CODE	Appropriations				Allotments				Current Year Obligations				Current Year Disbursements				Balances					
		Autoclaimed Appropriations	Additional (Transfer/ Termination/ Modifications/ Appropriations)	Adjusted Appropriations (6+7+8)	Allocations Received	Allocations Received (Revisions/ Modifications/ Appropriations)	Transfer To	Transfer From	Adjusted Total Allotments (10+11+12+13)	1st Quarter Ending June 30	2nd Quarter Ending June 30	3rd Quarter Ending Sept 30	4th Quarter Ending Dec 31	TOTAL	1st Quarter Ending March 31	2nd Quarter Ending June 30	3rd Quarter Ending Sept 30	4th Quarter Ending Dec 31	TOTAL	Unexpended Agency	Unobligated Amounts (22-(10-15))	Unpaid Obligations (15-(20+21+24))	Released from Current Obligations
01 - Regular Agency Fund		13,151,703,000.00	68,185,329.04	13,220,888,329.04	8,076,801,897.20	28,916,608.00	(60,130,749.03)	8,120,664,199.04	1,001,251,696.20	963,930,914.40	0.00	0.00	2,005,182,600.60	611,042,500.00	1,179,427,941.61	0.00	0.00	1,797,520,422.41	5,699,184,000.00	6,005,502,248.44	27-(10-15)	4,118,833.32	282,662,814.87
Agency Specific Budget		12,971,013,000.00	16,892,824.04	12,987,905,824.04	7,387,356,000.00	0.00	(93,920,715.03)	7,904,521,624.04	1,047,828,915.94	940,977,914.54	0.00	0.00	1,998,806,830.48	569,503,669.44	1,159,629,824.34	0.00	0.00	1,726,558,790.78	5,089,184,000.00	5,916,716,533.96	27-(10-15)	3,737,973.18	289,509,728.22
General Administration and Support		200,000,000,000.00	(2,230,087.59)	197,769,912.41	290,000,000.00	0.00	(25,864,826.15)	33,624,729.19	572,905.42	57,942,839.79	0.00	0.00	63,917,152.31	536,432.55	46,907,922.03	0.00	0.00	47,403,122.11	76,184,000.00	229,930,227.22	27-(10-15)	6,833.90	11,090,349.20
General Management and Supervision		10,000,000,000.00	(1,998,465.48)	9,998,034.52	279,991,000.00	0.00	(30,472,463.89)	23,565,968.20	572,905.42	60,548,624.71	0.00	0.00	60,621,150.13	536,643.59	46,907,922.03	0.00	0.00	46,403,778.18	20,000,000.00	227,202,974.29	27-(10-15)	6,833.90	4,411,150.05
PS		129,218,000.00	(1,998,465.48)	127,219,534.52	129,218,000.00	0.00	(30,472,463.89)	23,565,968.20	572,905.42	28,442,544.19	0.00	0.00	29,017,259.61	536,643.59	46,907,922.03	0.00	0.00	46,403,778.18	0.00	227,202,974.29	27-(10-15)	6,833.90	4,411,150.05
MOCE		114,999,000.00	0.00	114,999,000.00	114,999,000.00	0.00	0.00	114,999,000.00	0.00	21,604,290.52	0.00	0.00	21,604,290.52	0.00	0.00	0.00	0.00	21,604,290.52	0.00	21-(15-10)	0.00	0.00	
CO		54,864,000.00	0.00	54,864,000.00	38,894,000.00	0.00	0.00	38,894,000.00	0.00	0.00	0.00	0.00	0.00	0.00	0.00	0.00	0.00	0.00	0.00	27-(10-15)	0.00	0.00	
Administration of Personnel Benefits		60,869,000.00	(253,562.28)	60,615,437.72	10,669,000.00	0.00	(5,305,233.07)	5,138,930.96	0.00	7,694,168.08	0.00	0.00	7,694,168.08	0.00	0.00	0.00	0.00	1,035,695.93	66,184,000.00	2,727,282.84	27-(10-15)	6,698,229.16	
PS		60,869,000.00	(253,562.28)	60,615,437.72	10,669,000.00	0.00	(5,305,233.07)	5,138,930.96	0.00	7,694,168.08	0.00	0.00	7,694,168.08	0.00	0.00	0.00	0.00	1,035,695.93	66,184,000.00	2,727,282.84	27-(10-15)	6,698,229.16	
Support to Operations		200,000,000,000.00	0.00	200,000,000,000.00	66,184,000.00	0.00	(68,185,000.00)	66,184,000.00	0.00	0.00	0.00	0.00	0.00	0.00	0.00	0.00	0.00	0.00	64,594,065.93	0.00	27-(10-15)	489,619.37	
Provision of Management and Information Technology Services		200,000,000,000.00	0.00	200,000,000,000.00	66,184,000.00	0.00	(68,185,000.00)	66,184,000.00	0.00	0.00	0.00	0.00	0.00	0.00	0.00	0.00	0.00	0.00	64,594,065.93	0.00	27-(10-15)	489,619.37	
PS		6,997,000.00	0.00	6,997,000.00	66,184,000.00	0.00	(68,185,000.00)	66,184,000.00	0.00	0.00	0.00	0.00	0.00	0.00	0.00	0.00	0.00	0.00	64,594,065.93	0.00	27-(10-15)	489,619.37	
MOCE		11,924,000.00	0.00	11,924,000.00	6,997,000.00	0.00	(69,000.00)	6,997,000.00	0.00	0.00	0.00	0.00	0.00	0.00	0.00	0.00	0.00	0.00	0.00	0.00	27-(10-15)	38,469.98	
CO		49,265,000.00	0.00	49,265,000.00	11,924,000.00	0.00	(69,000.00)	6,997,000.00	0.00	0.00	0.00	0.00	0.00	0.00	0.00	0.00	0.00	0.00	0.00	0.00	27-(10-15)	423,118.99	
Operations		300,000,000,000.00	0.00	300,000,000,000.00	12,533,947,000.00	0.00	(23,304,238.53)	42,800,139.88	1,047,255,610.22	879,443,230.33	0.00	0.00	1,926,698,840.55	569,297,822.89	1,108,668,917.73	0.00	0.00	1,675,966,740.62	5,013,000,000.00	5,621,191,041.05	27-(10-15)	248,580,780.85	
CO - Expenditure increased under		300,000,000,000.00	0.00	300,000,000,000.00	12,533,947,000.00	0.00	(23,304,238.53)	42,800,139.88	1,047,255,610.22	879,443,230.33	0.00	0.00	1,926,698,840.55	569,297,822.89	1,108,668,917.73	0.00	0.00	1,675,966,740.62	5,013,000,000.00	5,621,191,041.05	27-(10-15)	248,580,780.85	
TECHNICAL EDUCATION AND SKILLS DEVELOPMENT POLICY PROGRAM and		310,000,000,000.00	0.00	310,000,000,000.00	12,533,947,000.00	0.00	(23,304,238.53)	42,800,139.88	1,047,255,610.22	879,443,230.33	0.00	0.00	1,926,698,840.55	569,297,822.89	1,108,668,917.73	0.00	0.00	1,675,966,740.62	5,013,000,000.00	5,621,191,041.05	27-(10-15)	248,580,780.85	
Skills Development Policies, Plans and Programs		310,000,000,000.00	0.00	310,000,000,000.00	12,533,947,000.00	0.00	(23,304,238.53)	42,800,139.88	1,047,255,610.22	879,443,230.33	0.00	0.00	1,926,698,840.55	569,297,822.89	1,108,668,917.73	0.00	0.00	1,675,966,740.62	5,013,000,000.00	5,621,191,041.05	27-(10-15)	248,580,780.85	
		48,375,000.00	0.00	48,375,000.00	49,797,000.00	0.00	0.00	49,797,000.00	0.00	0.00	0.00	0.00	0.00	0.00	0.00	0.00	0.00	0.00	0.00	0.00	27-(10-15)	1,080,712.95	

Department : Department of Trade and Industry (DTI)
 Agency/Entity : Technical Education and Skills Development Authority
 Region : ALL
 Division : ALL
 Operating Unit : ALL
 Organization Code : ALL
 (e.g. UACS Fund Cluster: 01-Regular; Agency Fund: 02-Foreign Assisted Projects Fund; 03-Special Account-Locally Funded/Domestic Grants Fund; and 04-Special Account-Foreign Assisted/Foreign Grants Fund)


Current Year Appropriations
 Supplemental Appropriations
 Continuing Appropriations


Particulars	UACS CODE	Appropriations							Current Year Obligations								Current Year Appropriations				Balances							
		Authorized Appropriations	Adjustments (Transfer to/from Appropriations)	Adjusted Appropriations	Allocations Received	Adjustments (Reductions, Reversions, Appropriations)	Transfer To	Transfer From	Adjusted Total Appropriations	1st Quarter (Mar 31)	2nd Quarter (Jun 30)	3rd Quarter (Sept 30)	4th Quarter (Dec 31)	TOTAL	1st Quarter (Mar 31)	2nd Quarter (Jun 30)	3rd Quarter (Sept 30)	4th Quarter (Dec 31)	TOTAL	Unreleased Apprs	Unbudgeted Allocations	Unreleased	Unbudgeted					
PS	1	22,528,000.00	0.00	22,528,000.00	22,528,000.00	0.00	0.00	22,528,000.00	0.00	0.00	0.00	0.00	8,488,530.00	1,639,470.00	6,488,530.00	0.00	0.00	0.00	0.00	6,488,530.00	0.00	2,487,463.59	0.00	1,089,712.96	0.00	0.00	0.00	
MOCE		27,238,000.00	0.00	27,238,000.00	27,238,000.00	0.00	0.00	27,238,000.00	0.00	0.00	0.00	0.00	2,653,512.41	1,581,799.46	1,581,799.46	0.00	0.00	0.00	0.00	1,581,799.46	0.00	67,123,564.23	0.00	445,987.14	0.00	0.00	0.00	
TECHNICAL EDUCATION AND SKILLS DEVELOPMENT REGULATORY PROGRAM		84,425,000.00	0.00	84,425,000.00	84,425,000.00	0.00	0.00	84,425,000.00	0.00	0.00	0.00	0.00	17,128,448.77	18,474,868.83	0.00	0.00	0.00	0.00	0.00	18,474,868.83	0.00	0.00	0.00	0.00	0.00	0.00	0.00	
Development, Improvement and Maintenance of Quality Assurance for Technical Education and Skills Development Provision		18,084,000.00	0.00	18,084,000.00	18,084,000.00	0.00	0.00	18,084,000.00	0.00	0.00	0.00	0.00	5,594,081.00	5,594,081.00	0.00	0.00	0.00	0.00	0.00	5,594,081.00	0.00	10,354,619.00	0.00	0.00	0.00	0.00	0.00	
PS		4,531,000.00	0.00	4,531,000.00	4,531,000.00	0.00	0.00	4,531,000.00	0.00	0.00	0.00	0.00	5,072,031.78	5,072,031.78	0.00	0.00	0.00	0.00	0.00	5,072,031.78	0.00	(541,001.19)	0.00	0.00	0.00	0.00	0.00	
MOCE		11,563,000.00	0.00	11,563,000.00	11,563,000.00	0.00	0.00	11,563,000.00	0.00	0.00	0.00	0.00	822,948.24	5,274,862.24	0.00	0.00	0.00	0.00	0.00	5,274,862.24	0.00	10,795,650.78	0.00	445,687.14	0.00	0.00	0.00	
Generation, Implementation, Monitoring and Evaluation of Assessment and Certification Systems		29,144,000.00	0.00	29,144,000.00	29,144,000.00	0.00	0.00	29,144,000.00	0.00	0.00	0.00	0.00	5,903,899.45	5,458,272.31	0.00	0.00	0.00	0.00	0.00	5,458,272.31	0.00	23,245,149.35	0.00	445,687.14	0.00	0.00	0.00	
PS		19,631,000.00	0.00	19,631,000.00	19,631,000.00	0.00	0.00	19,631,000.00	0.00	0.00	0.00	0.00	5,493,439.34	5,647,862.20	0.00	0.00	0.00	0.00	0.00	5,647,862.20	0.00	14,437,860.86	0.00	445,687.14	0.00	0.00	0.00	
MOCE		9,213,000.00	0.00	9,213,000.00	9,213,000.00	0.00	0.00	9,213,000.00	0.00	0.00	0.00	0.00	410,420.11	410,420.11	0.00	0.00	0.00	0.00	0.00	410,420.11	0.00	8,622,799.89	0.00	0.00	0.00	0.00	0.00	
Competency Standard Development		39,024,000.00	0.00	39,024,000.00	39,024,000.00	0.00	0.00	39,024,000.00	0.00	0.00	0.00	0.00	5,395,205.32	5,395,205.32	0.00	0.00	0.00	0.00	0.00	5,395,205.32	0.00	33,826,794.68	0.00	0.00	0.00	0.00	0.00	
PS		18,843,000.00	0.00	18,843,000.00	18,843,000.00	0.00	0.00	18,843,000.00	0.00	0.00	0.00	0.00	5,193,452.37	5,193,452.37	0.00	0.00	0.00	0.00	0.00	5,193,452.37	0.00	13,848,644.05	0.00	0.00	0.00	0.00	0.00	
MOCE		20,181,000.00	0.00	20,181,000.00	20,181,000.00	0.00	0.00	20,181,000.00	0.00	0.00	0.00	0.00	201,752.95	201,752.95	0.00	0.00	0.00	0.00	0.00	201,752.95	0.00	19,979,247.05	0.00	0.00	0.00	0.00	0.00	
TECHNICAL EDUCATION AND SKILLS DEVELOPMENT REGULATORY PROGRAM		12,404,988,000.00	21,822,881.46	12,426,810,881.46	12,426,810,881.46	0.00	0.00	12,426,810,881.46	0.00	0.00	0.00	0.00	7,384,485,000.00	7,412,880,042.15	0.00	0.00	0.00	0.00	0.00	7,412,880,042.15	0.00	5,513,482,232.23	0.00	3,271,329.28	0.00	243,445,469.95	0.00	0.00
Development, Improvement and Maintenance of Quality Assurance for Technical Education and Skills Development Provision		8,548,795,000.00	(48,207,780.00)	8,597,597,220.00	8,597,597,220.00	0.00	0.00	8,597,597,220.00	0.00	0.00	0.00	0.00	4,200,482.12	4,374,657,400.00	0.00	0.00	0.00	0.00	0.00	4,374,657,400.00	0.00	3,252,918,473.97	0.00	3,271,769.95	0.00	97,237,499.41	0.00	0.00
PS		1,077,987,000.00	0.00	1,077,987,000.00	1,077,987,000.00	0.00	0.00	1,077,987,000.00	0.00	0.00	0.00	0.00	(1,959,343.95)	1,029,233.95	0.00	0.00	0.00	0.00	0.00	1,029,233.95	0.00	746,876,277.72	0.00	0.00	0.00	0.00	0.00	
MOCE		6,552,798,000.00	(48,207,780.00)	6,504,590,220.00	6,504,590,220.00	0.00	0.00	6,504,590,220.00	0.00	0.00	0.00	0.00	3,429,888.07	3,429,888.07	0.00	0.00	0.00	0.00	0.00	3,429,888.07	0.00	425,181,565.22	0.00	2,442,040.09	0.00	23,102,868.30	0.00	0.00
CO		918,000,000.00	0.00	918,000,000.00	918,000,000.00	0.00	0.00	918,000,000.00	0.00	0.00	0.00	0.00	0.00	918,000,000.00	0.00	0.00	0.00	0.00	0.00	918,000,000.00	0.00	1,959,275,865.52	0.00	1,285,058.86	0.00	74,534,313.17	0.00	0.00
Prevention, Monitoring and Evaluation of Quality Assurance for Skills Development Schemes and Student Assistance Programs		3,386,153,000.00	(68,130,481.98)	3,317,969,518.02	3,317,969,518.02	0.00	0.00	3,317,969,518.02	0.00	0.00	0.00	0.00	44,554,022.00	3,320,233,481.80	0.00	0.00	0.00	0.00	0.00	3,320,233,481.80	0.00	1,996,530,085.32	0.00	4,240.20	0.00	148,227,981.15	0.00	0.00


This report was generated using the Unified Reporting System on 07/08/2020 14:08

GRAND TOTAL	13,911,103,000.00	14,084,186,529.04	27,209,868,329.04	15,076,801,897.00	29,919,608.00	60,150,749.00	77,286,573.07	15,120,884,329.04	1,091,251,688.20	953,530,394.40	0.00	0.00	2,655,182,000.90	811,652,990.90	1,178,427,841.61	0.00	1,737,290,423.41	12,209,184,000.00	13,095,502,248.44	4,118,833.32	203,522,814.87	
PS	2,295,529,000.00	36,242,447.44	2,282,788,447.44	2,181,887,897.00	28,916,608.00	69,000,442.70	29,774,370.14	2,205,584,447.44	395,215,712.30	480,093,202.65	0.00	0.00	848,329,633.94	341,191,508.24	454,939,918.93	0.00	796,151,426.17	58,184,000.00	1,360,274,813.50	2,833,774.95	47,324,434.31	
MOBE	9,999,046,000.00	14,021,922,861.60	23,330,030,881.60	11,880,579,000.00	0.00	21,196,321.28	40,912,202.93	11,907,970,881.60	725,029,972.91	501,836,472.75	0.00	0.00	1,259,872,449.68	2,69,871,084.36	769,477,922.88	0.00	1,033,249,007.24	12,019,000,000.00	10,851,088,454.94	1,255,068.86	216,238,392.66	
FHFX	0.00	0.00	0.00	0.00	0.00	0.00	0.00	0.00	0.00	0.00	0.00	0.00	0.00	0.00	0.00	0.00	0.00	0.00	0.00	0.00	0.00	0.00
CO	1,008,128,000.00	0.00	1,008,128,000.00	1,008,128,000.00	0.00	0.00	0.00	1,008,128,000.00	0.00	448,000,000.00	0.00	0.00	0.00	0.00	448,000,000.00	0.00	448,000,000.00	20,000,000.00	1,008,129,000.00	0.00	0.00	0.00


 VICTORIA P. MENDOZA
 OIC-Budget Division


 GABRIEL M. SALVON
 OIC-Accountant


 CARIZA A. MACOLINA
 Director-in-Charge - FMS


 SEC. ANDRO SAPIENA, Ph.D., CSEE
 Director-General

ml